












9.4 SASB Standards Index

VisEra is categorized to Semiconductor Industry according to SICS®. This report adheres to the December 2023 version of the SASB Semiconductor Industry Standards.

Topic	Code	Metric	Category	Unit of Measure	Report Content Description
 Greenhouse Gas Emissions	TC-SC-110a.1	1 Gross global Scope 1 emissions	Quantitative	Metric tons (t) of CO ₂ e	5,235 metric tons(t) of CO ₂ e
		2 Amount of total emissions from perfluorinated compounds			0 metric tons(t) of CO ₂ e
	TC-SC-110a.2	Discussion of long- and short-term strategy or plan to manage Scope 1 emissions, emissions reduction targets, and an analysis of performance against those targets.	Discussion and Analysis	n/a	Please refer to " Climate Strategy and Greenhouse Gas / Greenhouse Gas Management" for details.
 Energy Management in Manufacturing	TC-SC-130a.1	1 Total energy consumed	Quantitative	Gigajpules (GJ) Percentage (%)	407,967.1 GJ
		2 Percentage grid electricity			54.9%
		3 Percentage renewable			37.1%
 Water Management	TC-SC-140a.1	1 Total water withdrawn	Quantitative	Thousand cubic metres (1000 m ³) Percentage (%)	363.929 (1000 m ³)
		2 Total water consumed			150.743 (1000 m ³)
		3 Percentage of each in regions with High or Extremely High Baseline Water Stress			According to the Water Risk Filter developed by the World Resources Institute (WRI), VisEra plants are not located in areas with high water stress.
 Waste Management	TC-SC-150a.1	Amount of hazardous waste from manufacturing and percentage recycled	Quantitative	Metric tons (t) Percentage (%)	Hazardous waste from manufacturing 1,818t Percentage recycled 98.2%



Topic	Code	Metric	Category	Unit of Measure	Report Content Description
 Workforce Health & Safety	TC-SC-320a.1	Description of efforts to assess, monitor, and reduce exposure of workforce to human health hazards	Discussion and Analysis	n/a	Please refer to "Occupational Safety and Health / Build a Human-Centric Safe Workplace" for details.
	TC-SC-320a.2	Total amount of monetary losses as a result of legal proceedings associated with employee health and safety violations	Quantitative	Presentation currency	There were no such litigation or monetary losses. Please refer to "Occupational Safety and Health" for details.
 Recruiting & Managing a Global & Skilled Workforce	TC-SC-330a.1	① Percentage of foreign employees	Quantitative	Percentage (%)	16.7%
		② Percentage of overseas employees			The operational locations are solely in Taiwan, with no overseas branches or plants.
 Product Lifecycle Management	TC-SC-410a.1	Percentage of products by revenue that contain IEC 62474 declarable substances	Quantitative	Percentage (%)	0%
	TC-SC-410a.2	Processor energy efficiency at a system-level for: ① servers, ② desktops and ③ laptops		n/a	VisEra is not a producer of final products and the corresponding contents are not applicable.
 Materials Sourcing	C-SC-440a.1	Description of the management of risks associated with the use of critical materials	Discussion and Analysis	n/a	Please refer to "Sustainable Supply Chain Management" for details.
 Intellectual Property Protection & Competitive Behaviour	TC-SC-520a.1	The amount of monetary losses as a result of legal proceedings associated with anti-competitive behavior regulations	Quantitative	Presentation currency	In 2024, there were no violations of relevant regulations, and the total loss incurred was NT\$0.

Activity Metric					
-	TC-SC-000.A	Total production	Quantitative	8" wafer equivalent (Eqv. 8")	Image Sensors 1,740,000 (8" wafer equivalent) Micro-Optical Components 207,000 (8" wafer equivalent)
	TC-SC-000.B	Percentage of production from owned facilities	Quantitative	Percentage (%)	Self-production rate 99.9%